

ABÉLIA SL



MATERIALS

Bracket: mechanically welded aluminum

SURFACE TREATMENT

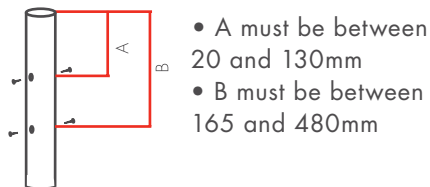
RAL hues, or structured paint optional
Baked (220°C) polyester powder coating

BRACKET/COLUMN JUNCTION

Adaptable bracket on Ø60 to 76mm (central Ø48.5mm minimum) columns

Sealing with column by integrated bracket cup

Fastening by pressure screws on the column



10° TILT (5° AVAILABLE ON REQUEST)

BRACKET/LUMINAIRE JUNCTION

Ø60mm covering sleeve mounting

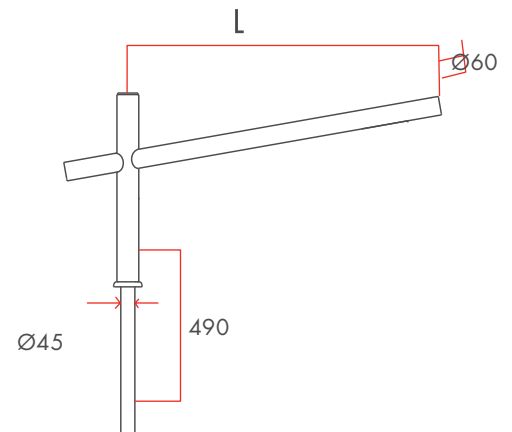
MURAL BRACKET MOUNTING

2 Ø14mm holes, inter-axial distance 220mm

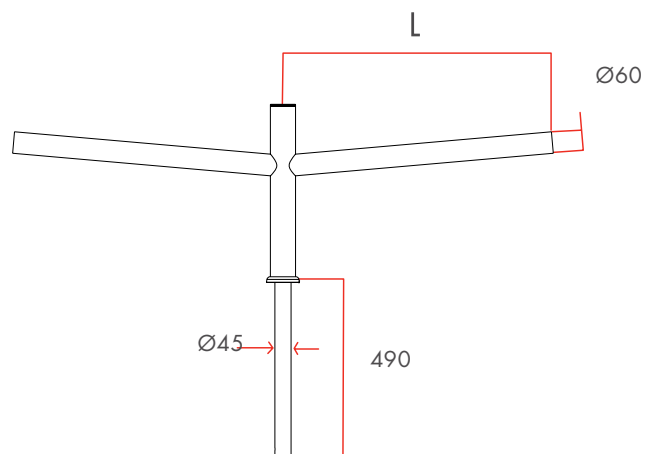
OFFSET LIGHT BRACKET MOUNTING

2 supplied M12 screws, inter-axial distance 220mm

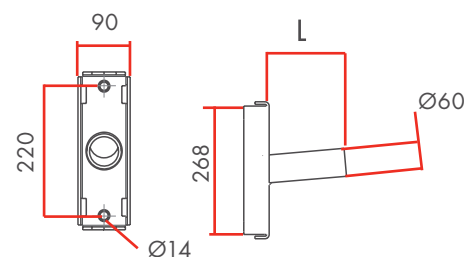
	L mm	WEIGHT kg	S C X m ²
SINGLE LIGHT	500	4,4	0,10
	750	5	0,12
	1000	5,6	0,13
	1200	6	0,14
DOUBLE LIGHTS	750	6,2	0,16
	1000	7,4	0,19
	1200	8,5	0,23
MURAL	200	1	0,02
	500	1,7	0,05
OFFSET LIGHT	200	1	0,02
	500	1,7	0,05



• ABÉLIA SL SINGLE LIGHT



• ABÉLIA SL DOUBLE LIGHTS



• ABÉLIA SL WALL AND OFFSET LIGHTS