

ROMANE



MATERIALS

Bracket: mechanically welded aluminum

SURFACE TREATMENT

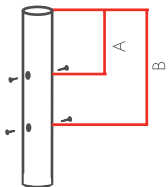
RAL hues, or structured paint optional
Baked (220°C) polyester powder coating

BRACKET/COLUMN JUNCTION

Adaptable bracket solely on Ø60 to 62mm (central Ø48.5mm minimum) columns

Sealing with column by joint

Fastening by pressure screws on the column



- A must be between 20 and 130 mm.
- B must be between 165 and 290 mm.

10° LUMINAIRE TILT (15° BRACKET ARM)

BRACKET/LUMINAIRE JUNCTION

Solely Ø70-40mm sleeve mounting

Bracket designed for ECLISSE luminaire

MURAL BRACKET MOUNTING

2 Ø14mm holes

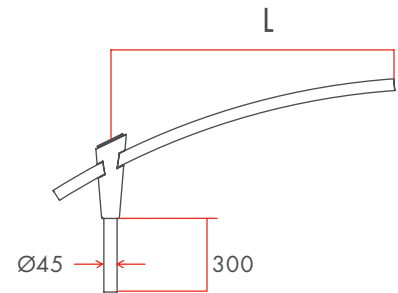
Inter-axial distance 220mm

OFFSET LIGHT BRACKET MOUNTING

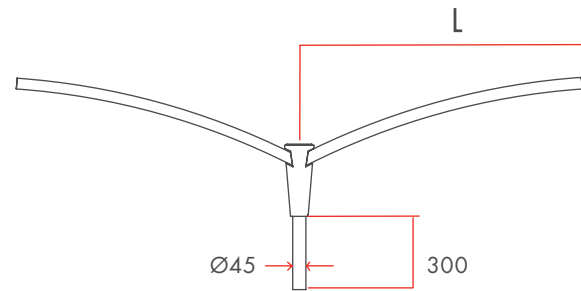
2 supplied M12 screws

Inter-axial distance 220mm

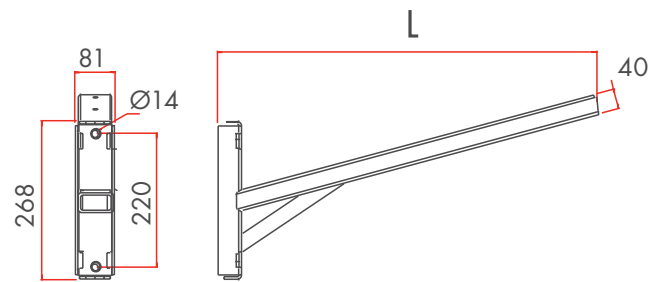
	L mm	WEIGHT kg	S C X m ²
SINGLE LIGHT	750	4,9	0,07
	1000	5,5	0,08
	1200	5,8	0,10
DOUBLE LIGHT	750	9	0,13
	1000	10,2	0,15
	1200	10,8	0,17
MURAL	200	0,9	0,02
	500	1,7	0,03
	750	2,7	0,07
OFFSET LIGHT	200	0,9	0,02
	500	1,7	0,03
	750	2,7	0,07



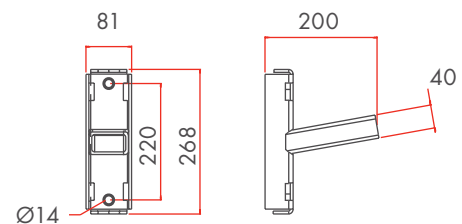
• ROMANE SINGLE LIGHT



• ROMANE DOUBLE LIGHTS



• ROMANE MURAL AND OFFSET LIGHTS 750



• ROMANE MURAL AND OFFSET LIGHTS 200 ET 500