



Color temperature: 3000K – 4000K.

Up to 40W 1 to 2 led modules* see synoptic table.

*The power of the luminaire is determined with the solar study.

Luminaire efficiency up to 110 lm/W.

Lifespan L80 @700mA @ $t_q=25^{\circ}\text{C} \geq 50,000\text{h}$.

STANDARD OPTICS

Lighting type for narrow street ASYM 2-1

MATERIALS — SURFACE TREATMENT

Mast in aluminum RAL black 9100 sablé.

Baked polyester powder paint.

Optional specific seaside treatment.

CONTROL BOX - BATTERIES

1 Control box IP66

• 1 batterie (2P=480 Wh)

• 2 batteries (4P=960 Wh)

NiMH technology ($-30^{\circ}\text{C}/+70^{\circ}$)

Nominal lifespan 10 years. 5 year warranty.

Power box wiring via IP 67 connectors with keying.

SOLAR PANEL

8 IK08 panels. Monocrystalline technology.

Unit power of 39 W.

Complies with IEC 61215.

INSTALLATION

Sealing rods not supplied, specific according to the wind zone.

See installation instructions.

Batteries in the mast as standard.

NORMS AND CERTIFICATIONS

EN 60598-1/2-3 Luminaires: general requirements and tests – Public lighting luminaires

EN 62722-2-1 Performance of luminaires: Requirements for LED luminaires

UTE C15-712-2 Practical guide – Stand-alone photovoltaic installations not connected to the public distribution network with battery storage

EN 40-6 Specification for aluminum public lighting poles

DIMENSIONS

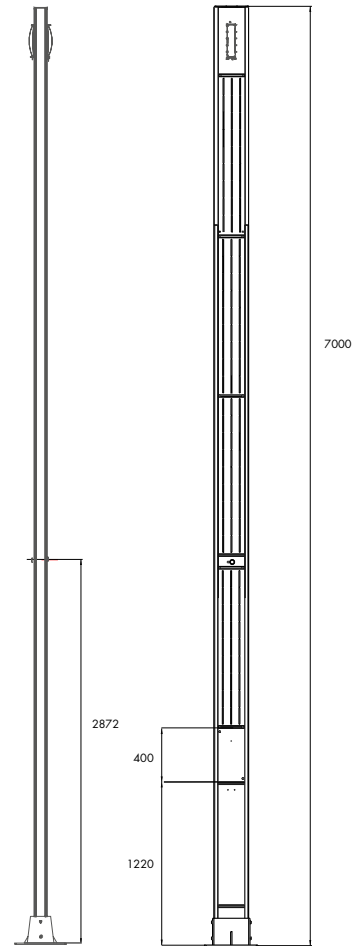
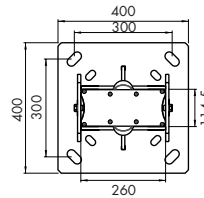
LED module layout
Top view



1 module



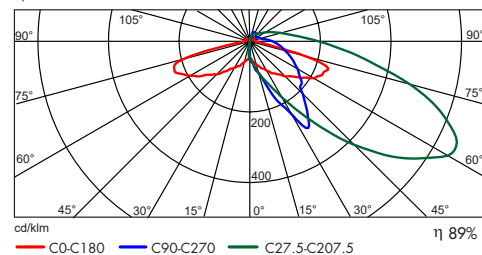
2 modules



WEIGHT : 135 kg

POLAR CURVES

Optics ASYM 2-1




Straight 7 m

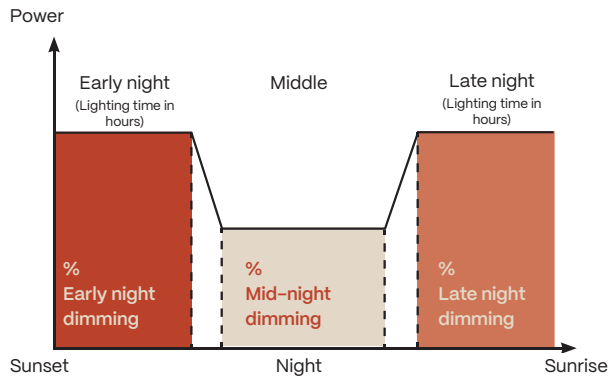
Programming options

- **Autonomous mode**
- **Detect function**
- **Smartlum Dialog functions**
- **Smartlum Dialog + Detect functions**

Details of features on the back.



Autonomous mode



The lighting turns on at nightfall and turns off at sunrise following a power variation cycle.

The Autonomous mode cycle includes 3 factory-configurable levels. The powers for each period of the night, and the start and end of night durations are determined according to need.

Detect function

In Autonomous mode, the motion sensor (radar technology) integrated into the luminaire is activated. The lighting varies upon detection of movement (person or slow vehicle).

The settings are the setpoint after detection, the 3 levels, and the ignition duration according to the chosen specifications.

Default timeout 30 seconds.

Smartlum Dialog functions

The GPS module allows you to retrieve the date and time from the integrated GPS for

- Have a weekly calendar mode. The luminaire illuminates according to the period and intensity defined hour by hour throughout the year.
- Have a Weekend Calendar mode. Different lighting times are set during the weekend (Friday, Saturday, Sunday).
- Have a programmed switch-off at a fixed time during the night.

The radio module allows you to communicate with the luminaire for:

- Have synchronized switching on/dimming or switching off
- Allow on-site programming via wifi via a web browser with a smartphone, tablet or computer without any specific application or internet connection
- Define groups and transmit by radio all parameters common to all luminaires in the same group

Smart Dimming allows you to adapt the power without interruption of the lighting, depending on the battery charge, the need and the length of the night.

Detect + Smartlum Dialog functions

In the Smart Lum Dialog, the motion sensor is activated to

- Have the **DETECT + GROUP** function. When movement is detected by a luminaire, the selected group(s) of luminaire(s) have synchronized switching on/dimming or switching off
- Have the **DETECT + LIGHT PATH** function. When movement is detected by a light, nearby lights gradually light up along the road to create a light path.
- Have the **DETECT** function at the light point with on-site programming via wifi

Straight 7 m



Solar panel up to 94%.
Batteries recycling channels
for adequate treatment.
Lighting + Control box up to 99%.