




Photolight

The solar performance



Design & production
made in France





Capture energy and its potential

Contents

- Photolight, the abel solar range p.5
- Succeed in your solar project p.6
- Isolis 3 p.8
- Autonomous implementation p.11
- Isolis 3 sets declination p.13
- Smartlum Dialog features p.15
- Straight p.17
- Straight + luminaire p.18
- Curve p.20



We created the Photolight range with the Isolis 3, Straight and Curve products. Our solar concept is based on the self-consumption of light points and their ability to illuminate all night using natural and renewable energy.

Light everywhere and simply thanks to the sun

Strengths

- Guarantee of operation
- Autonomy of light points
- Ease of installation
- Freedom to break free from wireline
- Reduced maintenance costs
- Financial independence from electricity costs
- Reliability of proven technology

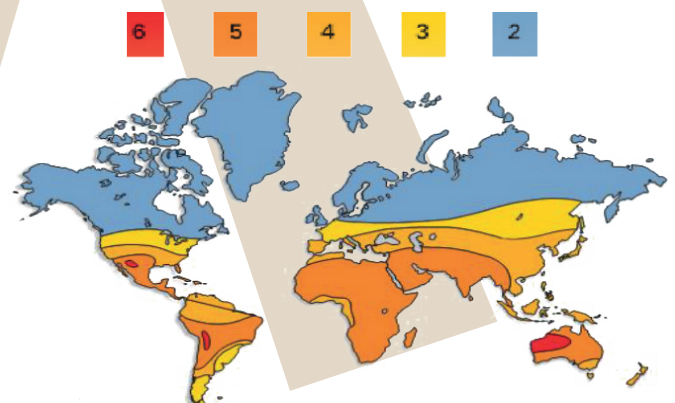
We accompany you to study the feasibility of your solar lighting project.

Our technical team performs a complete data analysis. The illumination scenario and the installation of solar luminaires take into account the energy deposit related to the sunshine of the site.

Succeed in your solar lighting project

Solar energy is suitable for lighting well-exposed sites.

Walkways, walks, pedestrian paths, waiting areas, bus stops, cycle paths, car parks, urban, residential, tertiary or private lighting, roads and isolated or difficult-to-access sites are environments eligible for solar power.



Regional sunshine factors
for measuring solar radiation

Your project in 5 key steps

1

Definition of need

- Environment
- Site attendance
- Desired lighting scenario

2

Validation of prerequisites

Determination of the feasibility of the solar project based on environmental and climatological data.

Choice of a lighting level to guarantee lighting performance over time.

4

Solar study

Simple solar simulator to know the quantity of energy produced by photovoltaic panels.

Choice of battery to optimize the autonomy of the light point and allow sustainable operation whatever the conditions meteorological.

3

Photometric study

Presentation of the personalized study with photometric distribution in depending on the lighting scenario.

Subject to validation.

Planning and installation

Mechanical sizing of the assemblies to be installed including mast and stock according to EN40.

5

Validation of the proposed solar model and its options.

Isolis 3 was created to respond to uses and adapt to needs.

Positioned above the luminaire, the solar panel has an orientation that can be optimized over 360° to capture and transform solar energy.

The battery stores all the energy received from the panel and powers the luminaire as soon as the twilight sensor controls the lighting.

The LED lighting adapts according to the battery charge. Combined with the optics and the Integrated Motion Detection and Smartlum Dialog options, it guarantees efficiency adjusted to needs.




The Feeze luminaire draws a fluid and modern line.

The set fits easily into urban environments or peri-urban.

Feeze stands out for its functional design and ease of use.



Isolis 3



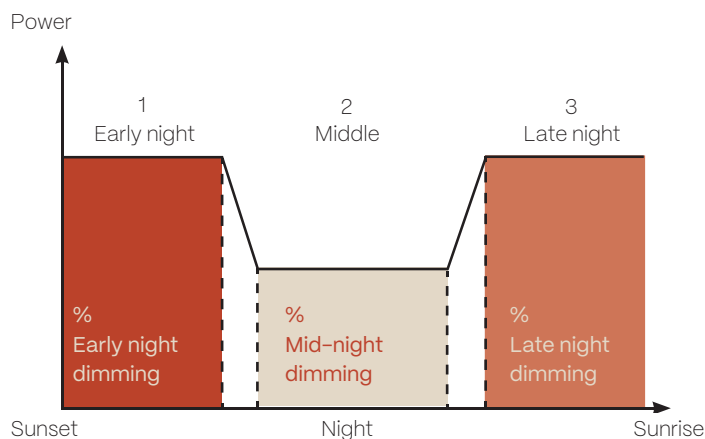
Learn more



Isolis 3

is autonomous

The lighting turns on at nightfall and turns off at sunrise following a power variation cycle.



The **Autonomous mode** cycle includes 3 factory-set stages. The powers for each period of the night, and the start and end of night durations are determined according to need.

and easy
to implement.

Solar panel

Monocrystalline technology
Power 250 Wp as standard
20° tilt as standard
Complies with IEC 61215 standard



Batteries

From 2 to 4 batteries
NiMH technology
624 Wh to 1248 Wh
Waterproof IP66
Lifespan 10 years*
5 year warranty

Luminaire

Up to 72W according to solar study
Optional integrated motion detector
Stock 500 mm as standard
Mast from 4 to 8 m Ø60 mm at the top (Ø76 and Ø89 according to study)

Power box

Connection via IP67 connectors with keying devices
Electronic controller
MPPT charger
Waterproof IP66

*according to conditions



Paceo Duo



6000-R



Ella



Cilla

Isolis 3 sets

- Lighting lines with a neutral energy footprint
- Airy, functional or classic design depending on the luminaire
- Choice of 5 optics
- Color temperature from 2200K to 3000K
- RAL of your choice for luminaire, bracket and mast
- Optional motion detector
- Optional Smartlum Dialog communication functions

Isolis 3

declination

The designs vary depending on the needs and the sites to be illuminated.

- Single or double light bracket type KC or Vera length 500 mm as standard, or 1000 mm depending on study. Verona bracket 750 mm in single or double light.
- Mast from 4 to 8 m Ø60 mm at the top (Ø76 and Ø89 according to study)



Vera bracket

KC bracket

Verone bracket

8m

7m

6m

5m

4m

Photolight is smart and connected.

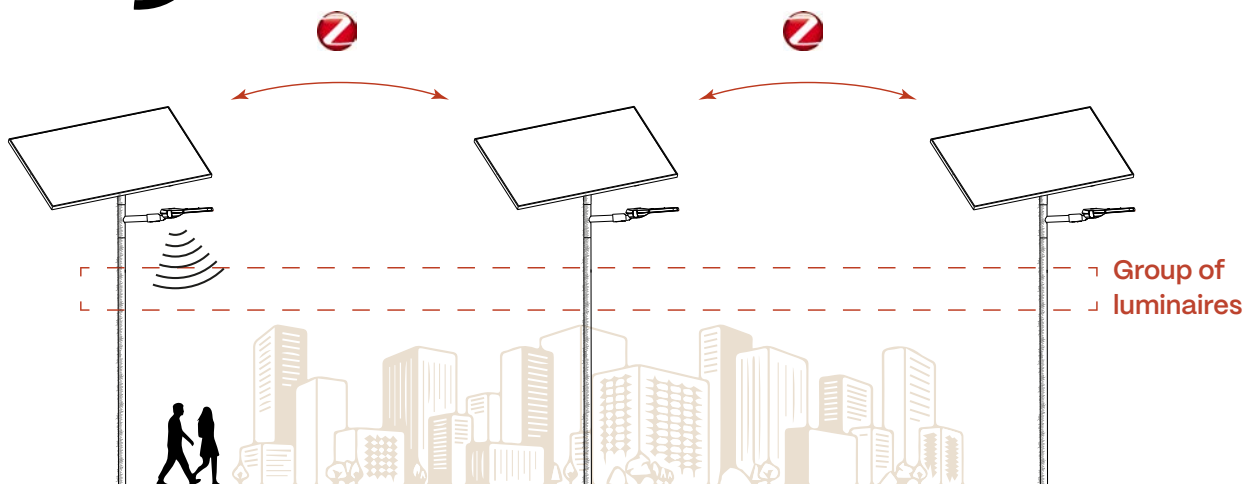
Detect + group

When movement is detected by a luminaire, the selected group(s) of luminaire(s) synchronize their lighting.



With Smartlum Dialog, Photolight products can be easily programmed via smartphone, tablet or computer without a dedicated application.

Smartlum Dialog allows you to establish connectivity between light points. Lighting data is configured via local WiFi by accessing a Photolight web server. From a luminaire, all parameters are transmitted by radio communication (Zigbee) to other luminaires in the same group.



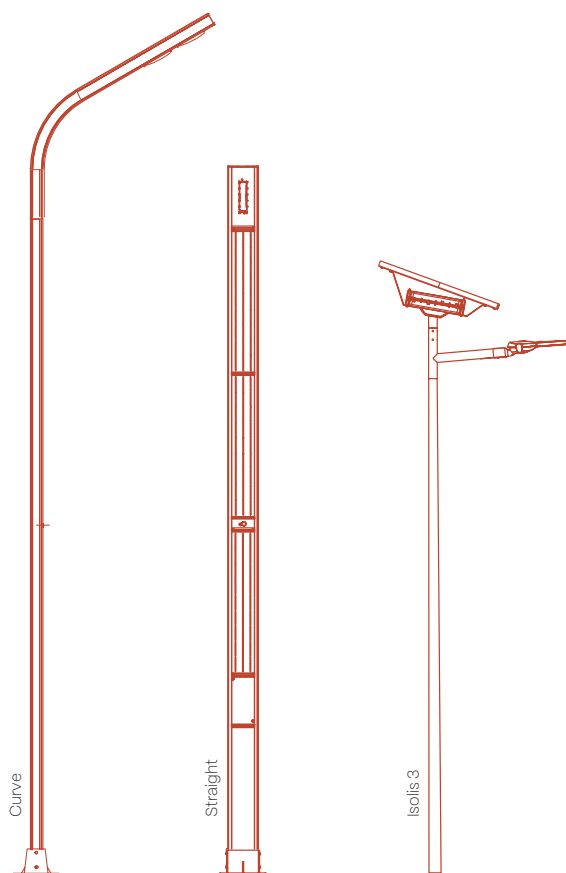
Isolis 3 with motion detector option

Smartlum Dialog

Available as an option on Isolis 3. Included on Straight and Curve.

Smartlum Dialog features

- Twilight sensor
- Date and time by GPS
- Luminaire group
- Synchronized on/off
- Autonomous mode
- Week Calendar Mode
- Weekend Calendar Mode
- Turning off the lighting
- Smart Dimming
- Detect
- Detect + light path
- Detect + group
- Hybrid mode (Straight et Curve)





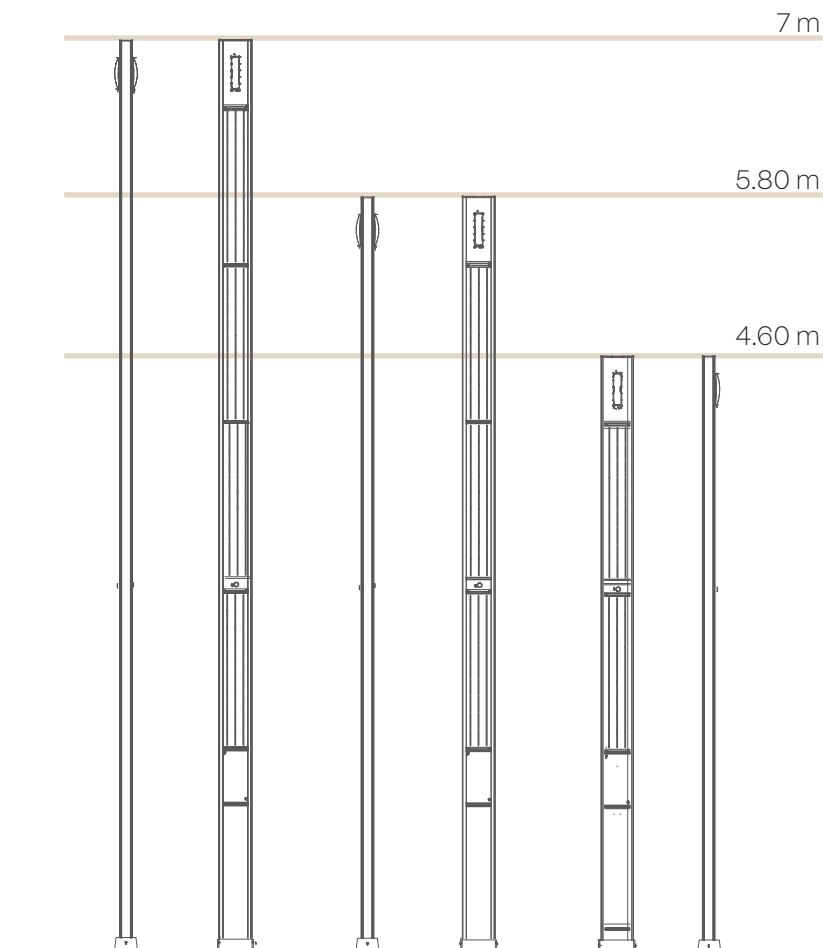
Straight

Modern and slender solar design for urban, residential, tertiary or private sites.

4 to 8 monocrystalline solar panels positioned vertically along the mast, on 2 sides. Motion detection up to 7 m as standard.

The performance of Straight lies in its ability to provide ambient and functional lighting while being energy independent.

Connectivity and ease of programming via embedded Smartlum Dialog features.



LED modules arrangement
Top view



1 module



2 modules



Learn more



The Straight design allows you to compose original solar sets.

The side mounting of the luminaire on the solar mast is designed for direct lighting towards the ground.

The ease of installation, the aesthetic line and the autonomy of the sets make them preferred lighting solutions for illuminating isolated sites.

They are also chosen for new programs because of their cost control.



Straight + Feeze.


The solar mast powers the luminaire positioned laterally at the top of the mast.

The Pacey Duo, Elio and 6000-R luminaires make up distinct lines.

Motion detection on the Straight mast. Detection up to 7m.
Embedded Smartlum Dialog.



Straight + luminaire



Paceo Duo

Ello

Feeze

6000-R



Learn more

**Innovative solar line
with a refined design.**

The Curve luminaire has a thin and slender profile for functional lighting.

Mastery of light



- 7 monocrystalline solar panels
- Height 7 m
- Batteries in the mast as standard

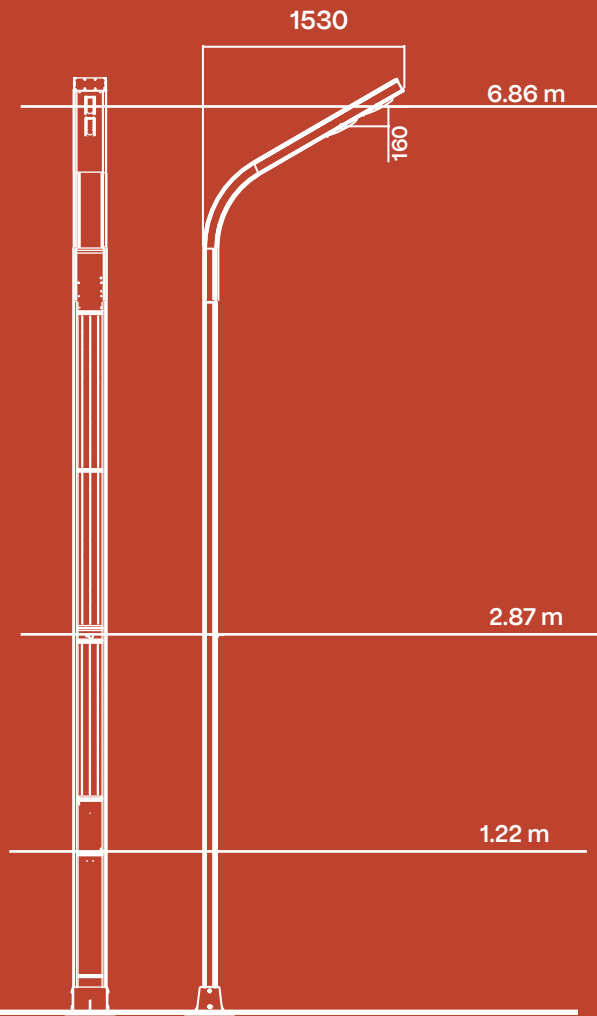
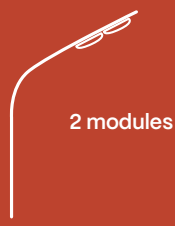
To create nuanced lighting ambiances based on user needs, motion detection and Smartlum Dialog functions are integrated into the luminaire.



Learn more

Curve

LED modules arrangement
Side view





Non contractual photographs | January 2024 edition

Photographs : ©La Cime, ©X-Boymond, ©H-Da Costa
©Adobe Stock



Design & production made in France
in our Brive-la-Gaillarde workshops.

ABEL | ZI CANA EST
Rue François Labrousse

B.P. 70004
19317 Brive-la-Gaillarde
Cedex — FRANCE

Tel. : +33 555 23 07 89

abel.brive@abeleclairage.com
www.abeleclairage.com

