



-S-PASS

Safety highlight

Pedestrian Security

Highlighted pedestrian crossing

High Visibility



S-Pass is a **high visibility LED pedestrian bollard** implantable in urban, peri-urban or rural areas (out of ground height 1300 mm).

The **S-Pass** bollard's specificity resides in the creation of a **blue luminous marking** lining the pedestrian crossing.

The visual boundary created on the ground thanks to **S-Pass** on the pedestrian crossing attracts drivers' attention and prompts them to slow down.

Taking pedestrian crossings becomes **safer** as it is better processed.

In daylight, the visual reference of urban street furniture is made easier thanks to the contrast of colors: **White head on a grey quadri-curved body.**

Boundary

Road crossing markings

Amico **illuminous security**

Product Advantages



- Blue luminous marking lining the pedestrian crossing
- Improved visibility of the crossing for the driver
- Higher security for pedestrians
- Power distribution in 24V Safety Extra-Low Voltage (SELV)



- Low energy LED lighting system concept 4W
- Blue interchangeable compact color light-source
- 50 000 hours life-span minimum



- Easy to install and set on a screw-on footing, center distance 140 x 140 mm
- High visibility bollard : 1300 mm out of ground height
- Recommended road width : up to 10 m



- Shock resistant quality
- Protection against vandalism
- Visual recognition : white head on a grey body



- Spot IP 68
- Bollard IP 44



- Class II equipment
- Ground connection terminal



- Surge arrester



RECYCLABLE

- End of Life recyclability rate

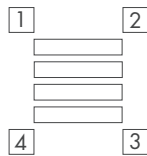




Technical data

Power

2 LED - 4 W per terminal



Bollard 1 :

230V (210-240V, 50/60Hz)

1 max cable 3x10mm²

+ 25 mm² bare copper for protective earth (PE)

Possibility of deporting the 230-24V supply in an outdoor box or inside the bottom of the mast.

Bollards 2-3-4 :

Power distribution in 24V SELV

Cable section: 2 wires 2x2.5 mm² max.

Mounting

Ground mounting on cement block with 4 anchor rods Ø16 mm supplied.

Center distance mountings 140 x 140 mm, Ø20 mm on base plate 200 x 200.

Opening

Tool access by top cover.

Top cover opening using non apparent, captive fastenings.

Light beam

Up to 2 x 2 lanes

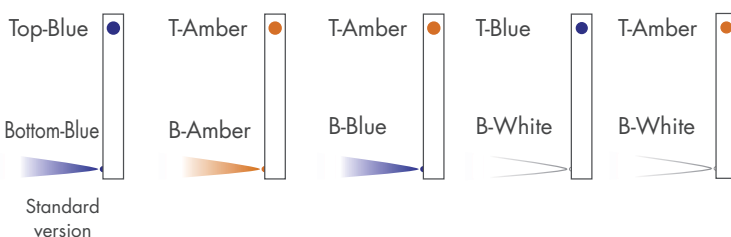
Options

- Choice of RAL optional for the body (except white, contrast mandatory with the head).

- Non illuminated bollard.

- Flashing upper beam

- Different beam color combinations available:



Color

RAL 9016 Head - Signage White

RAL 7043 Body - Traffic Grey B

Weight

15 Kg

Adjustment

Inferior light beam height settings on 130 mm.

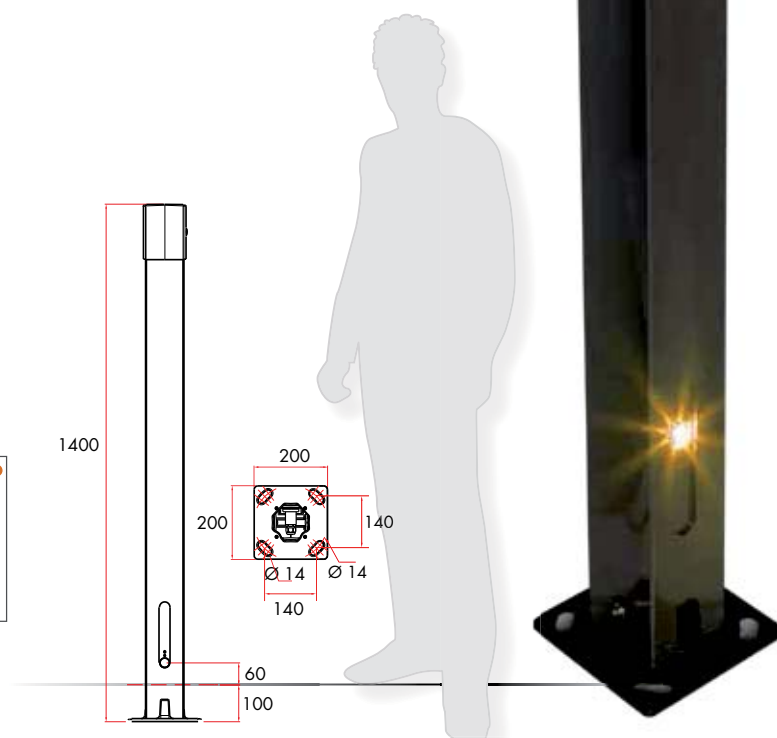
Low position 60 mm from the ground.

Reversible head according to set up.

Registered design



Avoid eye contact with the light source.





ZI Cana Est - Rue François Labrousse
BP 80005 - 19317 Brive Cedex - France
Tel. 33 (0)5 55 23 07 90
Fax 33 (0)5 55 23 07 91
abel.brive@abeleclairage.com

www.abeleclairage.com

